


Fundraising Ideas for Secondary Schools

'The £10 Challenge' - over a couple of weeks or a half-term holiday, each member of the class/year is challenged to raise just £10 for the charity. They can simply ask friends and family to make donations, they can do a sponsored activity (5 hour silence, 24 hours without TV/chocolate, swimming 40 lengths, etc) or they could do odd-jobs for family and neighbours (washing a couple of cars, collecting leaves, etc).



This is a manageable task for pupils of all ages and, if every member of the class/year takes part, it will produce tangibly significant funds. Enthusiastic pupils will raise over and above the required £10.



Cake/biscuit sale - individuals/groups in the class/year bake something at home and bring it in to sell on a stall at the school craft fair/concert/play.


This is a project for a class/year rather than the whole school, otherwise it will be too difficult to organise. If desired, the class could spend a lesson/form time coming up with ideas, delegating tasks, discussing how to decorate the stall, researching recipes etc. For older children perhaps they could do a survey to find out the most popular cakes amongst their peers and how much they would be willing to pay for them. The cakes/biscuits could even be made in a cookery lesson.

Non-uniform/fancy dress day - everybody pays £1 to come to school in their own clothes or fancy dress. Teachers could be sponsored to come in wearing school uniform!

Raffle/Tombola - pupils could be asked each to bring in a prize of some sort. Tickets can then be sold by a group of pupils to guests at a school event (summer gala, carol service, etc.) or to other pupils/teachers by going round to each classroom during a given period.

NB: If you're planning to organize your own raffle, check the rules with your local authority licensing department. And if you're arranging the event on private property, always ask permission from the owner.

Guess the baby competition - members of staff bring in photos of themselves as a baby. A group/class of pupils runs the competition by displaying and numbering the photos and charging fellow pupils a small fee to enter. Once you have entered, you receive a sheet with numbers on and have to write the name of the member of staff whose photo it is, next to the relevant number. The class sets a deadline and then marks all of the entries, giving a prize to the winner in assembly/form time. (If more than one person gets the right answers, you could draw the winner out of a hat.)




Guess the number of sweets - fill a jar with sweets and chocolates. Take the jar around at the school fete or just from class to class in the school, and charge people a small fee to enter the competition by guessing how many sweets are in the jar. Take each entrant's name (and contact details if you do not know them) and then award the closest guess with the jar of sweets as a prize!

Chocolate Tombola - with prizes from mini Smarties to giant Toblerones! Local sweetshops, newsagents or supermarkets might be willing to donate something towards this.

'Teacher Swap' - Would a member of your senior staff (preferably the Headteacher!) be persuaded to swap places with a pupil for a day/morning? Perhaps the pupil could lead assembly in the morning, while the teacher sits and listens? Perhaps the pupil could wear a suit while the teacher wears school uniform? And maybe the teacher could even attend a few lessons!

Sponsored activities - maybe a class could collectively swim/walk/run the equivalent distance of Lands End to John O'Groats and ask all of their friends and family to sponsor them. Or five types of sponsored activity could be offered to all pupils in the school (swim-athon, fun run, read-athon, sponsored silence, sponsored giving up _____ (TV/sweets etc.)) with relevant sponsor forms available for each. There could be a prize and a mention in assembly for the pupil who raises the most in each event.



Class Play - get together to put on a production that other pupils pay to come and watch! You could write your own script, design your own costumes and create your own props – the possibilities are endless! Put posters up to publicise your efforts and put your play on at lunchtime or after school.

Hold a 'themed day' - the theme could be a colour, an era, a television programme - anything at all really! Everyone has to dress up to do with the theme, the school could be decorated in the theme's style, and fundraising events could be held throughout the day, centring around this theme (e.g. a red confectionary sale, a 70's fancy dress competition, a TV programme quiz)

This has the advantage of raising awareness throughout the school of the fundraising efforts and gets as many people as possible involved.

Coin trail - urge everyone (teachers as well!) to bring in and donate all of their loose change (a stash of pennies they keep at home, the change in their pocket) to make a trail of coins all around the school. Take photos as you are creating the trail and of the finished thing to put up on a display board. At the end of the day, a group of volunteers collect up all of the coins and count them. Again, this is great for younger pupils.

The Smartie challenge - a teacher or pupil buys a load of tubes of Smarties and gives them out to the rest of the class (you could either ask everyone to make a donation to cover the cost or take the cost out of the money you eventually raise). Each pupil can then eat the chocolate and, once the tube is empty, must start collecting all of their 20ps in it. A deadline could be set for when these need to be returned and a prize could be given to the person who fills their tube the fastest/fills the most tubes. A full tube contains £15!



Treasure hunt - Draw a grid over a map (of a real or invented place) and number all of the squares. Everyone pays for one or more squares on the grid and sticks a sticker with their name on it in the square(s). The location of the 'treasure' is decided beforehand and written down somewhere safe (a teacher could keep hold of it). Once all of the squares have been bought, the winning square is announced and the person who chose that square wins a prize.



Guess the teddy's name - a teddy is bought (or donated - make sure you don't spend all of the money you are about to raise on the prize!). A group of children either set up a stand in the canteen/at a school fair or go round during break times with the teddy and a long list of first names with empty boxes next to them. Everyone pays a small fee to enter the competition and then gets to put their name next to the name they think belongs to the teddy. Once all of the names have been bought, you announce the winner (this can be decided beforehand and written somewhere safe (like the treasure hunt) or could be 'picked out of a hat' by a teacher).

Fundraising gauge - put up a large thermometer-style gauge in the classroom or school hall to show everyone what progress is being made. You could keep adding indefinitely to the top of the scale as the funds raised increase, or you could have a set goal at the top with a planned reward, e.g. the headmaster will shave off his beard/wear an Ali G costume to work for a day if we raise £3,000 by the end of the year, etc.

